

The Ultimate Woman's Guide to Makeup, Hairstyles, Eyeglasses, and Necklines to Highlight Your Best Features



Mind Your Face Shape: A Woman's Guide To Makeup, Hairstyles, Eyeglasses and Necklines To Highlight Best Facial Features by Aimee Wood

★★★★☆ 4 out of 5

| | |
|----------------------|-------------|
| Language | : English |
| File size | : 1004 KB |
| Text-to-Speech | : Enabled |
| Screen Reader | : Supported |
| Enhanced typesetting | : Enabled |
| Word Wise | : Enabled |
| Print length | : 50 pages |
| Lending | : Enabled |



As a woman, you have a lot of options when it comes to your appearance. You can choose from a wide variety of makeup, hairstyles, eyeglasses, and necklines to create a look that is uniquely your own.

But with so many choices, it can be hard to know where to start. That's why we've put together this guide to help you choose the right makeup, hairstyles, eyeglasses, and necklines to complement your face shape and features.

Makeup

When it comes to makeup, there are a few things you should keep in mind:

- Your skin tone
- Your eye color
- Your hair color
- The shape of your face

Once you know these things, you can start to choose the right makeup for you.

If you have fair skin, you should choose light colors that will brighten your complexion. If you have dark skin, you can choose darker colors that will add depth and definition to your features.

If you have light eyes, you should choose light eyeshadows that will make your eyes pop. If you have dark eyes, you can choose darker eyeshadows that will create a more dramatic look.

If you have blonde hair, you should choose warm colors that will complement your hair color. If you have dark hair, you can choose cool colors that will contrast with your hair color.

If you have a round face, you should choose makeup that will help to elongate your face. If you have a square face, you should choose makeup that will help to soften your angles. If you have an oval face, you can choose any type of makeup that you like.

Hairstyles

When it comes to hairstyles, there are a few things you should keep in mind:

- The shape of your face
- The texture of your hair
- The length of your hair

Once you know these things, you can start to choose the right hairstyle for you.

If you have a round face, you should choose hairstyles that will help to elongate your face. These hairstyles include long, straight hair, side-swept bangs, and updos.

If you have a square face, you should choose hairstyles that will help to soften your angles. These hairstyles include soft, curly hair, blunt bangs, and bobs.

If you have an oval face, you can choose any type of hairstyle that you like. However, oval faces look best with hairstyles that are proportionate to the size of the face.

If you have fine hair, you should choose hairstyles that will add volume to your hair. These hairstyles include short, layered hair, bobs, and updos.

If you have thick hair, you can choose any type of hairstyle that you like. However, thick hair looks best with hairstyles that are long and sleek.

Eyeglasses

When it comes to eyeglasses, there are a few things you should keep in mind:

- The shape of your face
- The size of your face
- The color of your hair
- The color of your eyes

Once you know these things, you can start to choose the right eyeglasses for you.

If you have a round face, you should choose eyeglasses that are wider than your face. These eyeglasses will help to elongate your face.

If you have a square face, you should choose eyeglasses that are narrower than your face. These eyeglasses will help to soften your angles.

If you have an oval face, you can choose any type of eyeglasses that you like. However, oval faces look best with eyeglasses that are proportionate to the size of the face.

If you have fair hair, you should choose eyeglasses that are made of light-colored materials. These eyeglasses will help to brighten your complexion.

If you have dark hair, you should choose eyeglasses that are made of dark-colored materials. These eyeglasses will help to add depth and definition to your features.

If you have light eyes, you should choose eyeglasses that have light-colored frames. These eyeglasses will help to make your eyes pop.

If you have dark eyes, you should choose eyeglasses that have dark-colored frames. These eyeglasses will help to create a more dramatic look.

Necklines

When it comes to necklines, there are a few things you should keep in mind:

- The shape of your face
- The size of your bust
- The length of your neck

Once you know these things, you can start to choose the right neckline for you.

If you have a round face, you should choose necklines that are wider than your face. These necklines will help to elongate your face.

If you have a square face, you should choose necklines that are narrower than your face. These necklines will help to soften your angles.

If you have an oval face, you can choose any type of neckline that you like. However, oval faces look best with necklines that are proportionate to the size of the face.


If you have a large bust, you should choose necklines that are high and closed. These necklines will help to support your bust and create a more flattering silhouette.

If you have a small bust, you can choose any type of neckline that you like. However, low and open necklines will help to create the illusion of a larger bust.

If you have a long neck, you can choose any type of neckline that you like. However, high necklines will help to shorten your neck and create a more balanced look.

If you have a short neck, you should choose necklines that are low and open. These necklines will help to lengthen your neck and create a more flattering silhouette.

By following these tips, you can choose the right makeup, hairstyles, eyeglasses, and necklines to complement your face shape and features. With a little bit of effort, you can create a look that is uniquely your own and that makes you feel confident and beautiful.



Mind Your Face Shape: A Woman's Guide To Makeup, Hairstyles, Eyeglasses and Necklines To Highlight Best Facial Features

by Aimee Wood


★ ★ ★ ★ ☆ 4 out of 5

Language : English
File size : 1004 KB
Text-to-Speech : Enabled
Screen Reader : Supported
Enhanced typesetting : Enabled
Word Wise : Enabled
Print length : 50 pages
Lending : Enabled

FREE


DOWNLOAD E-BOOK





Introduction to Transportation Planning: Routledge Library Editions

About the Book Transportation planning is the process of developing and implementing strategies to improve the movement of people and goods. It is a...



Zombie Road VII: Tragedies in Time

The Zombie Road series has been thrilling and horrifying gamers for years, and the latest installment, Zombie Road VII: Tragedies in Time, is no...