


Round, Flat, Square, Hollow, and Beaded Braids: A Detailed Guide to Braiding Techniques

Braids are a versatile and beautiful way to style your hair. They can be simple or complex, casual or formal, and they can be worn by people of all ages. There are many different types of braids, but some of the most popular include round braids, flat braids, square braids, hollow braids, and beaded braids.



A Complete Guide To Kumihimo On A Braiding Loom: Round, Flat, Square, Hollow, And Beaded Braids And Necklaces

by Kathy King James

★★★★☆ 4.5 out of 5

Language : English
File size : 70831 KB
Text-to-Speech : Enabled
Screen Reader : Supported
Enhanced typesetting : Enabled
Print length : 148 pages
Lending : Enabled



Round Braids

Round braids are the most common type of braid. They are created by dividing the hair into three equal sections and then crossing the left section over the middle section, the middle section over the right section, and so

on. Round braids can be styled in a variety of ways, and they are often used to create buns, ponytails, and other updos.

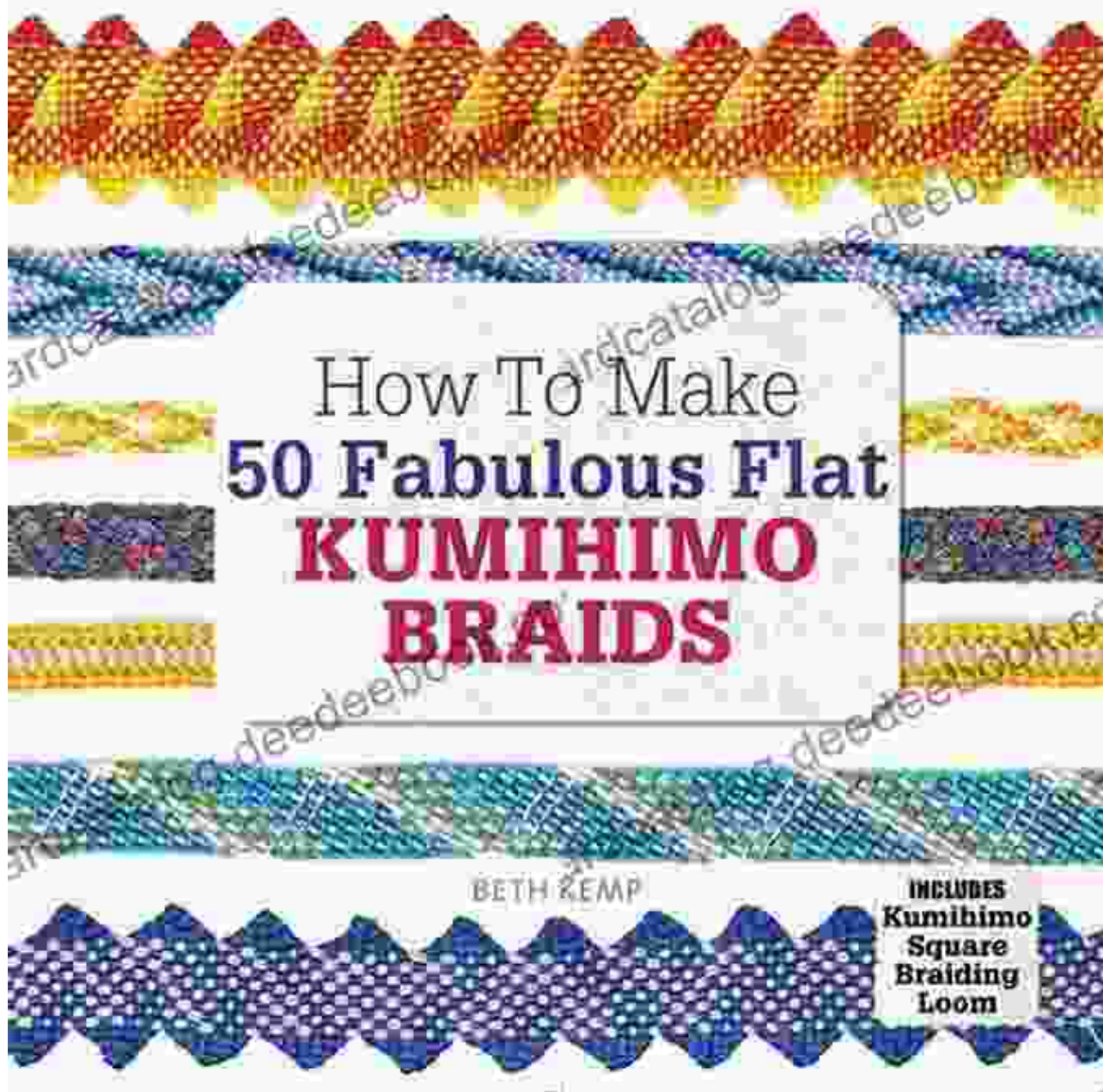


Lovely pecan and oak wood musical stool hair stand by Gérald St-Onge from Savannah, GA. Curvy legs are removable for travel

Flat Braids

Flat braids are similar to round braids, but they are created by dividing the hair into two equal sections and then crossing the left section over the right section, the right section over the left section, and so on. Flat braids are

often used to create headbands, cornrows, and other close-to-the-head styles.



Square Braids

Square braids are created by dividing the hair into four equal sections and then crossing the left section over the right section, the right section over the left section, the top section over the bottom section, and the bottom

section over the top section. Square braids are often used to create buns, ponytails, and other updos.




Lovely peach and oak wood wig stand and hair made by Gernie Sticks and from Savannah, GA. Curvy legs are removable for travel

Hollow Braids

Hollow braids are created by dividing the hair into three equal sections and then crossing the left section over the middle section, the middle section over the right section, and the right section over the middle section. The


middle section is then pulled through the hole created by the left and right sections. Hollow braids are often used to create buns, ponytails, and other updos.




Beaded Braids

Beaded braids are created by adding beads to the hair before it is braided. The beads can be any size or shape, and they can be used to create a

variety of different looks. Beaded braids are often worn by children, but they can also be worn by adults.



Braids are a versatile and beautiful way to style your hair. There are many different types of braids, so you can find one that suits your personal style. With a little practice, you can learn to braid your hair like a pro.



A Complete Guide To Kumihimo On A Braiding Loom: Round, Flat, Square, Hollow, And Beaded Braids And Necklaces

by Kathy King James


★★★★☆ 4.5 out of 5

Language : English
File size : 70831 KB
Text-to-Speech : Enabled
Screen Reader : Supported
Enhanced typesetting : Enabled
Print length : 148 pages
Lending : Enabled



Introduction to Transportation Planning: Routledge Library Editions

About the Book Transportation planning is the process of developing and implementing strategies to improve the movement of people and goods. It is a...



Zombie Road VII: Tragedies in Time

The Zombie Road series has been thrilling and horrifying gamers for years, and the latest installment, Zombie Road VII: Tragedies in Time, is no...

