


Quick Beginner's Guide to Knitting, Lace, and Tatting

Knitting, lace, and tatting are three beautiful and versatile crafts that can be enjoyed by people of all ages. These crafts can be used to create a wide variety of items, from simple scarves and hats to intricate lace lies and tatted jewelry. In this article, we will provide a quick beginner's guide to each of these crafts.



Knitting & Lace & Tatting: 1-2-3 Quick Beginners Guide to Knitting! & 1-2-3 Quick Beginners Guide to Lace and Tatting! (Cross-Stitching, Crocheting, Knitting, Lace & Tatting, Needlepoint Book 2) by Tracy Souza

★★★★☆ 4.7 out of 5

Language : English
File size : 2978 KB
Text-to-Speech : Enabled
Screen Reader : Supported
Enhanced typesetting: Enabled
Print length : 70 pages
Lending : Enabled



Knitting

Knitting is the process of creating fabric by interlooping yarn with two knitting needles. It is a relatively simple craft to learn, and it can be used to create a wide variety of items, from clothing to home decor.

Materials needed for knitting

- Knitting needles
- Yarn
- Scissors

Basic knitting stitches

- Knit stitch (k)
- Purl stitch (p)

Getting started with knitting

1. Cast on the desired number of stitches.
2. Knit a row of stitches by inserting the left-hand needle into the front loop of each stitch on the right-hand needle, and then transferring the stitch to the left-hand needle.
3. Purl a row of stitches by inserting the left-hand needle into the back loop of each stitch on the right-hand needle, and then transferring the stitch to the left-hand needle.
4. Repeat steps 2 and 3 until the desired length is reached.
5. Bind off the stitches by knitting two stitches together, and then cutting the yarn.

Lace

Lace is a delicate fabric that is made by creating loops and knots with thread or yarn. Lace can be used to create a wide variety of items, from clothing to home decor.

Materials needed for lace making

- Lace thread or yarn
- Lace needles or a shuttle
- Scissors

Basic lace stitches

- Double crochet (dc)
- Treble crochet (tr)
- Picot stitch

Getting started with lace making

1. Make a slip knot and slip it onto a lace needle or shuttle.
2. Create a chain of stitches by hooking the thread or yarn around the needle or shuttle and drawing it through the loop on the needle or shuttle.
3. Create a row of stitches by inserting the needle or shuttle into the next stitch on the chain and drawing the thread or yarn through the loop.
4. Repeat steps 2 and 3 until the desired length is reached.
5. Bind off the stitches by cutting the thread or yarn.

Tatting

Tatting is a form of lace making that is created by knotting thread or yarn around a shuttle. Tatting can be used to create a wide variety of items, from jewelry to home decor.

Materials needed for tatting

- Tatting thread or yarn
- Tatting shuttle
- Scissors

Basic tatting stitches

- Double half hitch (dh)
- Ring
- Picot


Getting started with tatting

1. Make a slip knot and slip it onto the tatting shuttle.
2. Create a chain of stitches by wrapping the thread or yarn around the shuttle and drawing it through the loop on the shuttle.
3. Create a ring by making a chain of stitches and then joining the ends of the chain together.
4. Create a picot by making a chain of stitches and then drawing the thread or yarn through the first loop on the chain.
5. Repeat steps 2-4 until the desired size is reached.

Knitting, lace, and tatting are three beautiful and versatile crafts that can be enjoyed by people of all ages. These crafts can be used to create a wide variety of items, from simple scarves and hats to intricate lace lies and tatted jewelry. We hope that this quick beginner's guide has inspired you to try one of these crafts.

Additional resources


- Craftsy: Knitting Video Classes
- The Spruce Crafts: Beginner's Guide to Lace Making
- Needlecraft: Tatting for Beginners



Knitting & Lace & Tatting: 1-2-3 Quick Beginners Guide to Knitting! & 1-2-3 Quick Beginners Guide to Lace and Tatting! (Cross-Stitching, Crocheting, Knitting, Lace & Tatting, Needlepoint Book 2) by Tracy Souza


★★★★☆ 4.7 out of 5

Language : English
File size : 2978 KB
Text-to-Speech : Enabled
Screen Reader : Supported
Enhanced typesetting : Enabled
Print length : 70 pages
Lending : Enabled



Introduction to Transportation Planning: Routledge Library Editions

About the Book Transportation planning is the process of developing and implementing strategies to improve the movement of people and goods. It is a...



Zombie Road VII: Tragedies in Time

The Zombie Road series has been thrilling and horrifying gamers for years, and the latest installment, *Zombie Road VII: Tragedies in Time*, is no...