


Navigating Teacher Licensure Exams: A Comprehensive Guide



Navigating Teacher Licensure Exams: Success and Self-Discovery on the High-Stakes Path to the Classroom by Emery Petchauer

★★★★★ 5 out of 5

Language : English

File size : 6295 KB

Screen Reader : Supported

Print length : 196 pages



Becoming a certified teacher is a rewarding career path that requires aspiring educators to pass one or more teacher licensure exams. These exams assess the knowledge and skills necessary to effectively teach students in specific content areas and grade levels. This comprehensive guide will delve into the intricacies of the teacher licensure process, providing an in-depth overview of exam preparation strategies, testing formats, and tips for success.

Understanding Teacher Licensure Requirements

The requirements for teacher licensure vary from state to state. However, most states require candidates to possess a bachelor's degree in education or a related field from an accredited institution. Additionally, candidates must pass one or more teacher licensure exams administered by national testing organizations such as Praxis, Pearson, NES, or ETS.

The specific exams required for teacher licensure depend on the content area and grade level you intend to teach. For example, individuals seeking to teach elementary education may need to pass exams in reading, mathematics, and science. Secondary education candidates may be required to pass exams in their specific subject area, such as English, history, or mathematics.

Exam Preparation Strategies

Preparing for teacher licensure exams requires a comprehensive and strategic approach. Here are some effective exam preparation strategies:

1. **Start early:** Begin your exam preparation well in advance of the test date. This will allow you ample time to study and review the material.
2. **Identify your strengths and weaknesses:** Take a practice exam or self-assessment to identify areas where you need additional support.
3. **Create a study plan:** Develop a study schedule that includes specific time slots for studying different content areas.
4. **Use a variety of study materials:** Utilize textbooks, online resources, study guides, and practice exams to reinforce your understanding.
5. **Study in different environments:** Alternate between studying at home, in a library, or with a study group to improve your focus and retention.
6. **Join a study group:** Collaborate with other candidates to discuss concepts, share notes, and practice answering questions.
7. **Take timed practice exams:** Simulate the actual testing experience by taking timed practice exams under realistic conditions.

8. **Review and reflect:** After taking practice exams, review your answers and identify areas where you need improvement.

Testing Formats

Teacher licensure exams are typically computer-based and consist of multiple-choice questions, constructed-response questions, and/or performance-based tasks. The specific format of the exam will vary depending on the testing organization and the content area being tested.

Multiple-choice questions are the most common type of question on teacher licensure exams. These questions present candidates with a question and several possible answers. Candidates must select the best answer from the options provided.

Constructed-response questions require candidates to provide their own written responses to open-ended questions. These questions typically assess candidates' understanding of complex concepts and their ability to apply their knowledge to real-world teaching situations.

Performance-based tasks are designed to assess candidates' ability to perform specific teaching skills. These tasks may include delivering a lesson, creating instructional materials, or assessing student learning.

Tips for Success

In addition to effective exam preparation strategies, there are several other tips you can follow to increase your chances of success on teacher licensure exams:


1. **Get a good night's sleep before the exam:** This will help you to be alert and focused during the test.
2. **Arrive at the testing center on time:** This will give you plenty of time to relax and prepare for the exam.
3. **Follow the instructions carefully:** Make sure you understand the testing procedures and the format of the exam.
4. **Manage your time wisely:** Divide your time evenly among the different sections of the exam.
5. **Don't be afraid to guess:** If you don't know the answer to a question, make an educated guess rather than leaving it blank.
6. **Review your answers:** Before submitting your exam, take a few minutes to review your answers and make any necessary corrections.

Passing teacher licensure exams is a critical step in becoming a certified educator. By following the comprehensive strategies outlined in this guide, you can prepare effectively for the exams and increase your chances of success. Remember to start early, identify your strengths and weaknesses, create a study plan, and utilize a variety of study materials. On the day of the exam, arrive rested and prepared, follow the instructions carefully, and manage your time wisely. With dedication and effort, you can conquer teacher licensure exams and embark on a rewarding career as a certified teacher.


Navigating Teacher Licensure Exams: Success and Self-Discovery on the High-Stakes Path to the

Classroom by Emery Petchauer

★★★★★ 5 out of 5




Language : English
File size : 6295 KB
Screen Reader: Supported
Print length : 196 pages



Introduction to Transportation Planning: Routledge Library Editions

About the Book Transportation planning is the process of developing and implementing strategies to improve the movement of people and goods. It is a...



Zombie Road VII: Tragedies in Time

The Zombie Road series has been thrilling and horrifying gamers for years, and the latest installment, Zombie Road VII: Tragedies in Time, is no...