


Indulge in the Exotic Beauty of Tropical Flowers: An Enchanting Filet Crochet Lace Curtain Pattern

: Embracing the Allure of Tropical Flowers





Tropical Flowers Lace Curtain Filet Crochet Pattern: Complete Instructions and Chart

by Claudia Botterweg

★★★★☆ 4.4 out of 5

Language	: English
File size	: 2551 KB
Text-to-Speech	: Enabled
Screen Reader	: Supported
Enhanced typesetting	: Enabled
Lending	: Enabled
Print length	: 26 pages



Welcome to the captivating realm of filet crochet, where threads intertwine to create delicate and mesmerizing lace patterns. In this captivating article, we present an extraordinary filet crochet pattern that will transform your curtains into a breathtaking display of tropical flowers. Let your imagination soar as we guide you through the enchanting process of creating a curtain that exudes the vibrant spirit of the tropics.

Unveiling the Enchanting Filet Crochet Technique

Filet crochet, an ancient and versatile technique, involves creating intricate patterns using a simple grid of stitches. Each square in the grid can be either filled or left empty, allowing for the formation of alluring openwork designs. The delicate nature of filet crochet makes it an ideal choice for creating airy and elegant curtains that add a touch of sophistication to any room.

Embarking on the Tropical Flowers Lace Curtain Adventure

Our captivating tropical flowers lace curtain pattern features a mesmerizing array of exotic blooms, each rendered in intricate detail. From the vibrant hues of hibiscus to the delicate petals of orchids, every flower is a testament to the beauty and diversity of the tropics. The lace curtain pattern itself is thoughtfully designed to create a harmonious balance of open and filled squares, resulting in a curtain that is both visually stunning and remarkably durable.

Step-by-Step Guidance for Crochet Enthusiasts

We have meticulously crafted a comprehensive guide to assist you in crocheting this enchanting lace curtain. Whether you are a seasoned crocheter or just starting your journey, our clear instructions and detailed diagrams will guide you through each step. We cover everything from preparing the materials to completing the final edging, ensuring that you can create a curtain that will be a cherished addition to your home decor.

Materials Required for Your Tropical Oasis

To embark on this delightful crafting adventure, you will need the following materials:

- High-quality crochet thread in desired colors (we recommend cotton or linen for durability and breathability)
- Crochet hook appropriate for the chosen thread weight
- Scissors
- Tapestry needle for weaving in loose ends
- Blocking materials (optional, but highly recommended for achieving a crisp and professional finish)

A Tapestry of Vibrant Hues: Choosing Your Color Palette

One of the joys of creating your own lace curtain is the freedom to choose a color palette that complements your personal style and home decor. For a truly tropical ambiance, consider incorporating shades of emerald green, coral, turquoise, and fuchsia. Alternatively, opt for softer hues of cream, ivory, and blush for a more subtle and elegant look. The choice is yours, allowing you to create a curtain that perfectly reflects your vision.

Transforming Your Curtains into a Botanical Masterpiece


As you crochet each flower motif, you will witness the curtain gradually transform into a captivating botanical masterpiece. The intricate details and vibrant colors will bring a touch of the tropics into your home, creating a space that is both inviting and visually stunning. Imagine the delight of guests as they admire your handiwork, and the joy you will experience every time you gaze upon your beautiful creation.

: A Symphony of Beauty and Craftsmanship

Completing this tropical flowers lace curtain is not merely a crafting project; it is an artistic endeavor that will fill your home with beauty and inspiration. As you work your way through the pattern, you will not only create a stunning piece of home decor but also cultivate a sense of accomplishment and pride. Whether you choose to adorn your windows, create a room divider, or simply display the curtain as a work of art, this enchanting filet crochet pattern will bring joy and elegance to your space.

So, gather your materials, prepare your crochet hook, and embark on this delightful journey into the world of tropical flowers. Let your creativity bloom


as you transform your curtains into a masterpiece that will be treasured for years to come.



Tropical Flowers Lace Curtain Filet Crochet Pattern: Complete Instructions and Chart by Claudia Botterweg


★ ★ ★ ★ ☆ 4.4 out of 5

Language : English
File size : 2551 KB
Text-to-Speech : Enabled
Screen Reader : Supported
Enhanced typesetting : Enabled
Lending : Enabled
Print length : 26 pages



Introduction to Transportation Planning: Routledge Library Editions

About the Book Transportation planning is the process of developing and implementing strategies to improve the movement of people and goods. It is a...



Zombie Road VII: Tragedies in Time

The Zombie Road series has been thrilling and horrifying gamers for years, and the latest installment, *Zombie Road VII: Tragedies in Time*, is no...