

# Guitar Scales for Beginners: The Ultimate Guide to Mastering Musical Scales

Welcome to the fascinating world of guitar scales, a fundamental aspect of learning the guitar and unlocking your musical potential. Scales serve as the building blocks of melodies, solos, and improvisations, providing guitarists with a structured framework to explore and express themselves musically.



## Guitar Scales Book For Beginners: The Ultimate Guide To Master the 6 Fundamental Scales With The Octave Division Method by Matteo Prefumo

★★★★☆ 4.7 out of 5

Language : English

File size : 6044 KB

Print length : 207 pages

Lending : Enabled

Screen Reader : Supported



## What are Guitar Scales?

Guitar scales are essentially a series of notes played in a specific order, arranged according to a particular pattern. They provide a roadmap for constructing melodies and harmonies, helping guitarists develop their musical vocabulary and technique.

## Why are Guitar Scales Important?

- **Improvisation and Soloing:** Scales enable guitarists to improvise and create original melodies and solos, expressing their musical ideas freely.
- **Understanding Music Theory:** Studying scales helps guitarists grasp basic music theory concepts, such as intervals, chords, and key signatures.

li>**Fingerboard Mastery:** Practice scales improves finger dexterity, coordination, and overall fretboard knowledge.

- **Musical Expression:** Scales lay the foundation for developing one's unique musical style and voice.

## Major Scale

The major scale is the most fundamental scale in Western music and serves as the basis for many songs and melodies. It consists of seven notes, arranged in the following pattern:

**Root - Whole step - Whole step - Half step - Whole step - Whole step - Whole step - Half step**

Example: The C major scale: C - D - E - F - G - A - B - C

## Minor Scale

The minor scale is another essential scale used in a wide range of musical genres. It has a distinctive "sad" or "melancholy" sound compared to the major scale.

## **Natural Minor Scale:**

Root - Half step - Whole step - Whole step - Half step - Whole step - Whole step - Half step

Example: The C minor natural scale: C - D - Eb - F - G - Ab - Bb - C

## **Minor Pentatonic Scale:**

Root - Minor Third - Perfect Fourth - Perfect Fifth - Minor Seventh

Example: The A minor pentatonic scale: A - C - D - E - G

## **Pentatonic Scale**

The pentatonic scale is a simplified version of the major scale, consisting of only five notes. It is commonly used in blues, rock, and pop music.

## **Major Pentatonic Scale:**

Root - Minor Third - Perfect Fourth - Perfect Fifth - Minor Seventh

Example: The C major pentatonic scale: C - D - E - G - A

## **Minor Pentatonic Scale:**

Root - Minor Third - Perfect Fourth - Perfect Fifth - Minor Seventh

Example: The A minor pentatonic scale: A - C - D - E - G

## **Blues Scale**

The blues scale is a six-note scale that captures the essence of blues music. It incorporates the "blue note," a flattened third or seventh, giving it a characteristic soulful sound.

Root - Minor Third - Perfect Fourth - Dimmed Fifth - Perfect Fifth - Minor Seventh

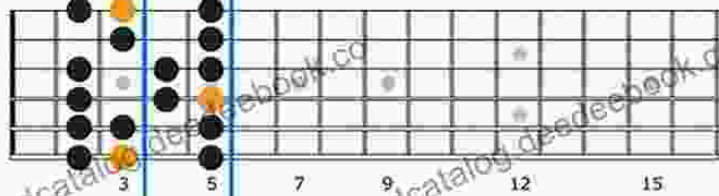
Example: The C blues scale: C - Eb - F - Gb - G - Bb

## **Guitar Scale Diagrams**

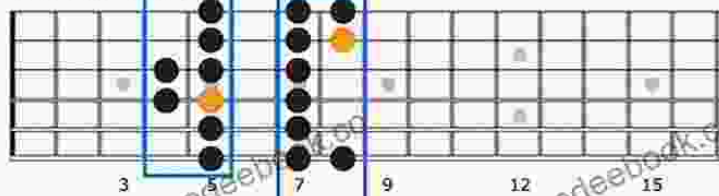
Guitar scale diagrams provide visual representations of scales on the guitar fretboard. They show the notes of the scale and the corresponding fingerings, making it easier for guitarists to learn and practice scales.

Here are some examples of guitar scale diagrams:

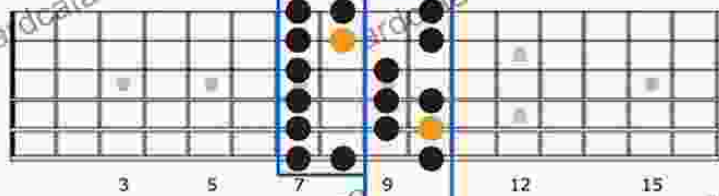
Major Scale - Position 1



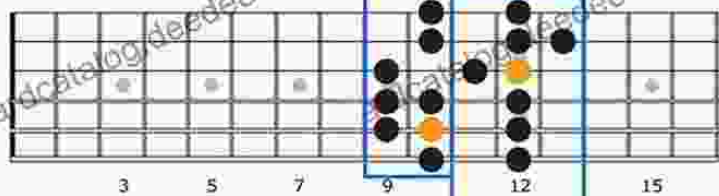
Major Scale - Position 2




Major Scale - Position 3



Major Scale - Position 4



Major Scale - Position 5



# The Natural Minor Scale

**Emotion:** Sad, Emotional, Sentimental, Serious

**Degrees:** 1 - 2 - b3 - 4 - 5 - b6 - b7

**Pattern:** R - W - h - W - W - h - W - W

**Harmony:** R - M2 - m3 - P4 - P5 - m6 - m7 - P8

**Chords:** I - ii\* - III - iv - v - VI - VII

Chord	i	ii*	III	iv	v	VI	VII
Triad Chord	min	dim	Maj	min	min	Maj	Maj
7th Chord	min 7	m7(b5)	Maj 7	min 7	min 7	Maj 7	Dom 7

**C**

C: C, D, E, F, G, A, B, C

**C# / Db**

C#: C#, D#, E, F#, G#, A, B  
Db: Db, Eb, Fb, Gb, Ab, A, B

**D**

D: D, E, F, G, A, Bb, C

**D# / Eb**

D#: D#, E#, F#, G#, A#, B, C#  
Eb: Eb, F, Gb, Ab, Bb, Cb, Db

**E**

E: E, F#, G, A, B, C, D

**F**

F: F, G, Ab, Bb, C, Db, Eb

**F# / Gb**

F#: F#, G#, A, B, C#, D, E  
Gb: Gb, Ab, Bbb, Cb, Db, Ebb, Fb

**G**

G: G, A, Bb, C, D, Eb, F

**G# / Ab**

G#: G#, A#, B, C#, D#, E#, F#  
Ab: Ab, Bb, Cb, Db, Eb, Fb, Gb

**A**

A: A, B, C, D, E, F, G

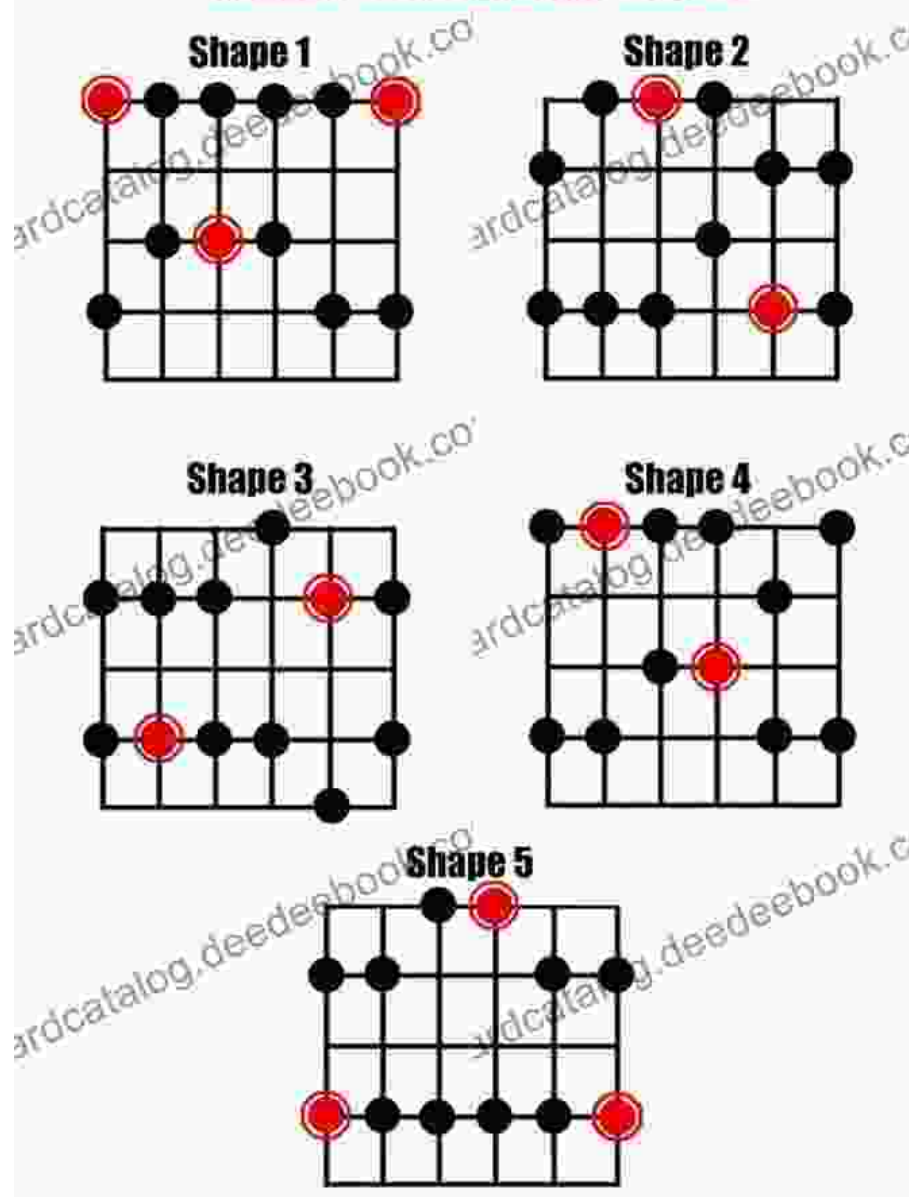
**A# / Bb**

A#: A#, B#, C#, D#, E#, F#, G#  
Bb: Bb, C, Db, Eb, F, Gb, Ab

**B**

B: B, C#, D, E, F#, G, A

## Minor Pentatonic Scale



### Guitar Scale Exercises

Regular practice is key to mastering guitar scales. Here are some exercises to help you develop your scale proficiency:

- **Scale Ascending and Descending:** Practice playing scales in both ascending (moving up the fretboard) and descending (moving down the fretboard) directions.

- **Scale Intervals:** Focus on playing specific intervals within a scale, such as thirds, fourths, and fifths, to improve your ear training.
- **Scale Patterns:** Learn different scale patterns, which are variations of the basic scale shape, to explore the fretboard and expand your musical possibilities.
- **Scale In Context:** Use scales in real-life musical situations, such as improvising solos or playing chord progressions, to apply your knowledge practically.

Embarking on the journey of learning guitar scales is an exciting and rewarding endeavor. By understanding the basics of scales, practicing them diligently, and incorporating them into your playing, you will unlock a vast world of musical possibilities. Whether you are a beginner or an experienced guitarist, scales remain a fundamental aspect of musical growth and self-expression.

Remember, mastering scales takes time and dedication. Practice consistently, explore different scales, and experiment with their application in your music. With patience and perseverance, you will reap the benefits of expanded musical knowledge and creativity, empowering you to become a more versatile and expressive guitarist.



## Guitar Scales Book For Beginners: The Ultimate Guide To Master the 6 Fundamental Scales With The Octave Division Method by Matteo Prefumo

★★★★☆ 4.7 out of 5


Language : English

File size : 6044 KB

Print length : 207 pages


Lending : Enabled





## Introduction to Transportation Planning: Routledge Library Editions

About the Book Transportation planning is the process of developing and implementing strategies to improve the movement of people and goods. It is a...



## Zombie Road VII: Tragedies in Time

The Zombie Road series has been thrilling and horrifying gamers for years, and the latest installment, Zombie Road VII: Tragedies in Time, is no...