


Beginner Crafting Patterns That Are Fun and Easy

Welcome to the wonderful world of crafting! Whether you're a complete novice or have dabbled in a few projects before, this comprehensive guide is designed to inspire and empower you with beginner crafting patterns that are both fun and easy to follow.



Dinosaur Crochet Instructions: Beginner Crafting Patterns that are Fun: Dinosaur Crochet Tutorial

by George K. Strodbeck III

★★★★☆ 4.7 out of 5

Language : English
File size : 22860 KB
Text-to-Speech : Enabled
Screen Reader : Supported
Enhanced typesetting : Enabled
Print length : 64 pages
Lending : Enabled



Sewing Patterns for Beginners

Sewing is a versatile craft that opens up a realm of creative possibilities. Here are some beginner-friendly sewing patterns to get you started:

1. Simple Tote Bag



- Materials: Fabric, thread, scissors, sewing machine
- Instructions: Cut two rectangular pieces of fabric and sew them together, leaving an opening for the straps. Fold the straps in half and sew them to the top of the bag.

2. Easy Apron



This apron is perfect for cooking, baking, or gardening.

- Materials: Fabric, tape measure, scissors, sewing machine
- Instructions: Cut a large rectangular piece of fabric for the apron body and two smaller rectangular pieces for the straps. Sew the straps to the top of the apron body and hem the edges.

3. Mini Zipper Pouch



- Materials: Fabric, zipper, scissors, sewing machine
- Instructions: Cut two rectangular pieces of fabric and sew them together, leaving an opening for the zipper. Insert the zipper into the opening and sew it in place. Hem the edges of the pouch.

Knitting Patterns for Beginners

Knitting is a cozy and relaxing craft that can produce beautiful garments, accessories, and home decor. Here are some beginner-friendly knitting patterns to try:

1. Garter Stitch Scarf



This simple scarf is a great way to learn basic knitting stitches.

- Materials: Yarn, knitting needles, scissors
- Instructions: Cast on the desired number of stitches and knit every row.

2. Easy Ribbed Hat



- Materials: Yarn, knitting needles, scissors

- Instructions: Cast on the desired number of stitches and knit 1 row, purl 1 row. Repeat this rib pattern until the hat reaches the desired length.

3. Beginner Fingerless Gloves



These fingerless gloves are great for keeping your hands warm while still allowing you to use your fingers.

- Materials: Yarn, knitting needles, scissors
- Instructions: Cast on the desired number of stitches and knit in the round. Divide the stitches into three sections for the thumb, palm, and

fingers.

Crochet Patterns for Beginners

Crochet is a versatile hook-and-yarn technique that can be used to create a wide variety of items. Here are some beginner-friendly crochet patterns to get you started:

1. Simple Coasters



- Materials: Yarn, crochet hook, scissors
- Instructions: Make a slip knot and chain 4. Single crochet into the second chain from the hook and single crochet into each remaining

chain. Repeat this round until the coaster reaches the desired size.

2. Easy Granny Square Blanket



This colorful blanket is a great way to use up yarn scraps and create a cozy throw.

- Materials: Yarn, crochet hook, scissors
- Instructions: Make a slip knot and chain 4. Join the chain into a ring with a slip stitch. Chain 3 and double crochet into the ring. Chain 2 and double crochet 2 more times into the ring. Repeat this pattern until the square reaches the desired size.

3. Beginner Flower Brooch




- Materials: Yarn, crochet hook, scissors
- Instructions: Make a slip knot and chain 4. Join the chain into a ring with a slip stitch. Chain 3 and double crochet into the ring. Chain 1 and double crochet 2 more times into the ring. Repeat this pattern 5 more times.

Tips for Beginner Crafters

* Start with simple patterns and gradually work your way up to more complex ones. * Don't be afraid to make mistakes. Everyone makes them! The important thing is to learn from them and keep practicing. * Use good-quality materials. This will make your projects look and feel better. * Take your time and enjoy the process. Crafting should be a relaxing and enjoyable experience. * Find a crafting buddy or join a crafting group. This can be a great way to learn new techniques and share your creations.

Whether you're new to crafting or simply looking for some fresh inspiration, these beginner crafting patterns are a great place to start. With a little practice and patience, you'll be amazed at what you can create. So grab some materials, get comfortable, and let your creativity flow!



Dinosaur Crochet Instructions: Beginner Crafting Patterns that are Fun: Dinosaur Crochet Tutorial

by George K. Strodbeck III


★★★★☆ 4.7 out of 5

Language : English
File size : 22860 KB
Text-to-Speech : Enabled
Screen Reader : Supported
Enhanced typesetting : Enabled
Print length : 64 pages
Lending : Enabled

FREE


DOWNLOAD E-BOOK





Introduction to Transportation Planning: Routledge Library Editions

About the Book Transportation planning is the process of developing and implementing strategies to improve the movement of people and goods. It is a...



Zombie Road VII: Tragedies in Time

The Zombie Road series has been thrilling and horrifying gamers for years, and the latest installment, Zombie Road VII: Tragedies in Time, is no...