


An Extensive Resource for Songwriters and Guitarists of All Levels: Play Music Now

Whether you're a complete beginner or a seasoned pro, this article has something for you. We will cover everything from the basics of songwriting and guitar playing to more advanced techniques that will help you take your music to the next level.

Getting Started

If you're new to songwriting or guitar playing, don't worry! We'll start with the basics and help you get up to speed in no time.



Learn 14 Chord Progressions for Guitar in 14 Days: Extensive Resource for Songwriters and Guitarists of All Levels (Play Music in 14 Days) by Troy Nelson

★★★★☆ 4.5 out of 5

Language : English

File size : 5614 KB

Print length : 344 pages

Lending : Enabled

Screen Reader : Supported



Songwriting

The first step to songwriting is to find your inspiration. What do you want to write about? Once you have your inspiration, you can start to brainstorm ideas for lyrics and chords.

Guitar Playing

The first step to learning guitar is to get a good guitar. Once you have your guitar, you can start learning the basics of strumming and picking.

Intermediate Techniques

Once you have the basics down, you can start to learn some more intermediate techniques that will help you take your music to the next level.

Songwriting

Some intermediate songwriting techniques include:

- Using different chord progressions
- Writing bridges and choruses
- Using metaphors and similes
- Structuring a song

Guitar Playing

Some intermediate guitar playing techniques include:

- Playing scales
- Learning different strumming patterns
- Learning how to solo
- Using different guitar effects

Advanced Techniques

Once you have mastered the intermediate techniques, you can start to learn some advanced techniques that will help you take your music to the next level.

Songwriting

Some advanced songwriting techniques include:

- Writing in different genres
- Using advanced chord progressions
- Writing complex melodies
- Using counterpoint

Guitar Playing

Some advanced guitar playing techniques include:

- Playing arpeggios
- Learning different fingerpicking patterns
- Learning how to play harmonics
- Using advanced guitar effects

No matter your level of experience, there is always something new to learn about songwriting and guitar playing. This article has provided you with a comprehensive overview of the basics, intermediate techniques, and advanced techniques that you need to know. So what are you waiting for? Start playing music now!



Learn 14 Chord Progressions for Guitar in 14 Days: Extensive Resource for Songwriters and Guitarists of All Levels (Play Music in 14 Days) by Troy Nelson

★★★★☆ 4.5 out of 5


Language : English

File size : 5614 KB

Print length : 344 pages


Lending : Enabled

Screen Reader: Supported



Introduction to Transportation Planning: Routledge Library Editions

About the Book Transportation planning is the process of developing and implementing strategies to improve the movement of people and goods. It is a...



Zombie Road VII: Tragedies in Time

The Zombie Road series has been thrilling and horrifying gamers for years, and the latest installment, Zombie Road VII: Tragedies in Time, is no...