

# A Comprehensive Guide to Batik Techniques and Their Applications

Batik, an ancient Indonesian art form that involves dyeing fabric with wax-resist techniques, has captivated artisans and art enthusiasts for centuries. The intricate patterns and vibrant colors of batik fabrics have made them a sought-after commodity for clothing, accessories, and home décor. In this article, we will explore the different types of batik techniques, their origins, and how they are used to create stunning works of art.



## BATIK FOR BEGINNERS: Guide To Types of Batik, Techniques and Lots More by Claudia Botterweg

★★★★★ 5 out of 5

Language	: English
File size	: 318 KB
Text-to-Speech	: Enabled
Screen Reader	: Supported
Enhanced typesetting	: Enabled
Print length	: 12 pages
Lending	: Enabled
Hardcover	: 128 pages
Item Weight	: 1.35 pounds
Dimensions	: 6 x 0.5 x 9 inches



## Canting Batik: The Traditional Method

Canting batik is the traditional and most intricate form of batik. It involves using a small copper tool called a canting to apply melted wax to the fabric in precise lines and patterns. The canting is filled with hot wax and then used to draw intricate designs on the fabric. The wax resists the dye, so

when the fabric is dyed, only the un-waxed areas take on the color. The process of applying the wax is repeated multiple times to create multiple layers of color and pattern.



### **Cap Batik: A More Efficient Method**

Cap batik is a faster and more efficient batik technique that uses metal stamps to apply the wax. The stamps are carved with intricate designs, and

they are dipped into hot wax and then pressed onto the fabric. The wax resists the dye, so when the fabric is dyed, only the un-waxed areas take on the color. Cap batik is often used to create fabrics with bold, geometric patterns.



Cap batik is a faster and more efficient batik technique that uses metal stamps to apply the wax.

### **Tulis Batik: The Freehand Technique**

Tulis batik is a freehand batik technique that involves using a brush to apply melted wax to the fabric. The artist can create any design they want, and they can use multiple colors of wax to create complex and vibrant patterns. Tulis batik is often used to create high-end batik fabrics that are used for clothing and accessories.



### **Jumputan Batik: A Shibori Technique**

Jumputan batik is a batik technique that uses the shibori method of fabric manipulation to create patterns. Shibori is a Japanese technique that involves folding, tying, and dyeing the fabric to create intricate patterns. Jumputan batik is often used to create fabrics with abstract and organic patterns.




Jumputan batik is a batik technique that uses the shibori method of fabric manipulation to create patterns.

### **Shibori Batik: A Fusion of Techniques**

Shibori batik is a fusion of batik and shibori techniques. It involves using both wax and shibori methods to create intricate and unique patterns.



Shibori batik is often used to create fabrics with bold and colorful patterns.



## Applications of Batik

Batik is used in a wide variety of applications, including:

- Clothing: Batik fabrics are used to make a variety of clothing items, including dresses, shirts, skirts, and pants. Batik clothing is often worn

for special occasions, such as weddings and festivals.

- **Accessories:** Batik fabrics are also used to make a variety of accessories, such as scarves, bags, and jewelry. Batik accessories add a touch of color and style to any outfit.
- **Home décor:** Batik fabrics are also used to make a variety of home décor items, such as curtains, tablecloths, and pillows. Batik home décor adds a touch of global style to any home.

Batik is a versatile and beautiful art form that has been used for centuries to create stunning fabrics, clothing, and accessories. The different batik techniques, from the traditional canting batik to the freehand tulis batik, offer a wide range of possibilities for creating unique and expressive works of art. Whether you are a seasoned batik artist or a newcomer to the craft, there is a batik technique that is perfect for you.



## **BATIK FOR BEGINNERS: Guide To Types of Batik, Techniques and Lots More** by Claudia Botterweg


★★★★★ 5 out of 5

Language	: English
File size	: 318 KB
Text-to-Speech	: Enabled
Screen Reader	: Supported
Enhanced typesetting	: Enabled
Print length	: 12 pages
Lending	: Enabled
Hardcover	: 128 pages
Item Weight	: 1.35 pounds
Dimensions	: 6 x 0.5 x 9 inches

**FREE**


**DOWNLOAD E-BOOK**





## Introduction to Transportation Planning: Routledge Library Editions

About the Book Transportation planning is the process of developing and implementing strategies to improve the movement of people and goods. It is a...



## Zombie Road VII: Tragedies in Time

The Zombie Road series has been thrilling and horrifying gamers for years, and the latest installment, Zombie Road VII: Tragedies in Time, is no...