


16 Practical Tips For Sparking Ideas, Spicing Up Chords, and Taking Your Riffs To The Next Level



Creative Songwriting on Guitar: 16 Practical Tips for Sparking Ideas, Spicing up Chords & Taking Your Riffs

to the Next Level by Troy Nelson

★★★★☆ 4.7 out of 5

Language : English

File size : 6389 KB

Print length : 300 pages

Lending : Enabled

Screen Reader : Supported



If you are a musician looking to add some new ideas and inspiration to your songwriting, there are a few tricks you can use to get the creative juices flowing. In this article, we will provide you with 16 practical tips that you can use to spark ideas, spice up your chords, and take your riffs to the next level.

1. Listen to different types of music

One of the best ways to get inspired is to listen to different types of music. This will help you to expand your musical horizons and learn about new chords, rhythms, and melodies. When you listen to music, try to pay attention to the different elements that make up the song. What chords are being used? What is the rhythm of the song? How is the melody structured?

Listening to different types of music will also help you to identify your own musical influences. Once you know what kind of music you like, you can start to incorporate those elements into your own songwriting.

2. Experiment with different instruments

If you are only playing one instrument, you are limiting your musical potential. Try experimenting with different instruments to see what new sounds you can create. If you are a guitarist, try playing the bass or drums. If you are a pianist, try playing the guitar or violin.

Experimenting with different instruments will help you to develop new musical ideas and techniques. It will also help you to become a more versatile musician.

3. Take a music theory class

Music theory can help you to understand the basic building blocks of music. This knowledge can be invaluable for writing your own songs. A music theory class will teach you about chords, scales, rhythms, and melodies.

You don't need to be a musical genius to take a music theory class. There are many online and in-person classes available for beginners. Even if you only learn a few basic concepts, it can make a big difference in your songwriting.

4. Write down your ideas

Whenever you have a musical idea, write it down. Don't rely on your memory to remember your ideas. You may forget them later, or you may not be able to recreate them exactly when you need them.

There are many different ways to write down your musical ideas. You can use a notebook, a computer, or even a voice recorder. The important thing is to have a system that works for you and that you will use consistently.

5. Collaborate with other musicians

Collaborating with other musicians can be a great way to get new ideas and inspiration. When you collaborate with others, you can share your ideas and learn from theirs. You can also experiment with different musical styles and techniques.

If you don't know any other musicians, there are many online and in-person groups that you can join. You can also find collaborators through social media or at local music events.

6. Attend concerts and live music events

Attending concerts and live music events is a great way to get inspired and learn from other musicians. When you see other musicians perform, you can observe their technique and learn from their mistakes.

Concerts and live music events can also help you to identify new musical trends and styles. This information can be helpful for you to incorporate into your own songwriting.

7. Practice regularly

The more you practice, the better you will become at playing your instrument. This will make it easier for you to come up with new ideas and riffs.

When you practice, focus on playing different chords, scales, and rhythms. Experiment with different picking patterns and strumming techniques. The more you practice, the more comfortable you will become with your instrument and the easier it will be for you to express your musical ideas.

8. Don't be afraid to make mistakes

Everyone makes mistakes when they are learning to play an instrument. The important thing is to not give up. When you make a mistake, learn from it and move on.

The best way to learn from your mistakes is to practice regularly. The more you practice, the fewer mistakes you will make. And the more comfortable you become with your instrument, the easier it will be for you to express your musical ideas.

9. Be patient

Learning to play an instrument and write songs takes time and practice. Don't expect to become a great musician overnight.

The key is to be patient and to practice regularly. The more you practice, the better you will become. And the better you become, the more fun you will have playing and writing music.

10. Have fun

Music is meant to be enjoyed. Don't take yourself too seriously. Have fun with it and experiment with different sounds and ideas.

The more you enjoy playing music, the more likely you are to stick with it. And the more you stick with it, the better you will become.

11. Use a metronome

A metronome is a device that helps you to keep time while you are playing. This can be helpful for improving your rhythm and timing.

When you practice with a metronome, start slowly and gradually increase the speed. This will help you to develop a consistent tempo and to play more evenly.

12. Record yourself

Recording yourself can be a great way to improve your playing. When you listen back to your recordings, you can hear your mistakes and identify areas where you need to improve.


You can also use your recordings to share your music with others. This can be a great way to get feedback on your playing and to connect with other musicians.

13. Experiment with different tunings

Changing the tuning of your instrument can give you access to new chords and sounds. This can be a great way to spark new ideas and to write songs in different styles.

There are many different guitar tunings available. You can find tuning charts online or in guitar magazines. Experiment with different tunings to see what sounds you like best.

Creative Songwriting on Guitar: 16 Practical Tips for Sparking Ideas, Spicing up Chords & Taking Your Riffs to the Next Level by Troy Nelson



★★★★☆ 4.7 out of 5


Language : English

File size : 6389 KB

Print length : 300 pages


Lending : Enabled

Screen Reader : Supported



Introduction to Transportation Planning: Routledge Library Editions

About the Book Transportation planning is the process of developing and implementing strategies to improve the movement of people and goods. It is a...



Zombie Road VII: Tragedies in Time

The Zombie Road series has been thrilling and horrifying gamers for years, and the latest installment, Zombie Road VII: Tragedies in Time, is no...