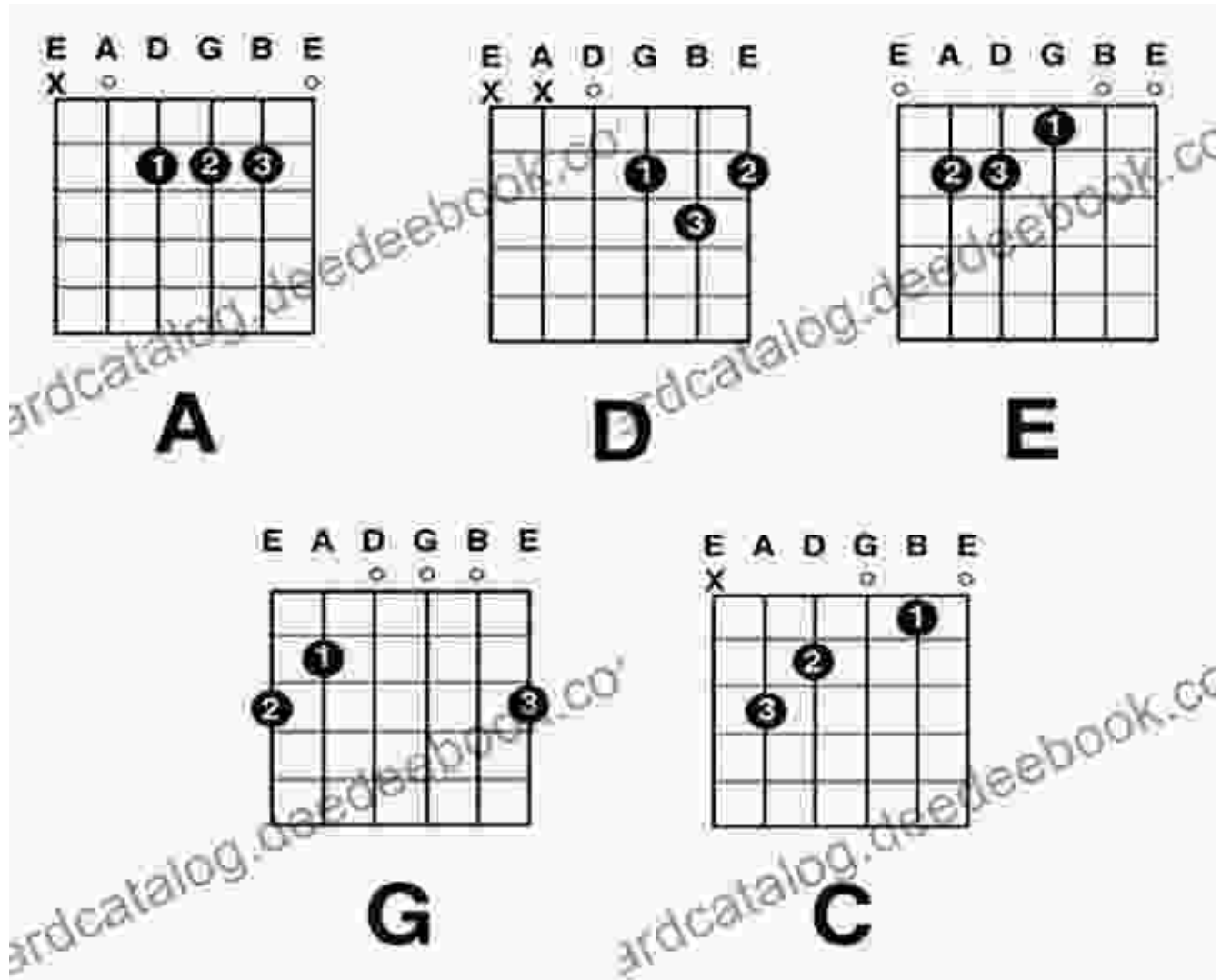
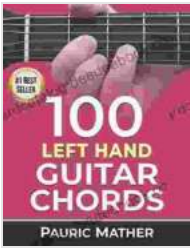


100 Left Hand Guitar Chords for Beginners and Improvers: A Comprehensive Guide



Embarking on your guitar-playing journey as a left-handed individual can be a unique and exciting experience. While many guitar resources and materials are tailored towards right-handed players, there are a wealth of guitar chords and techniques that are perfectly suited for left-handers. In this comprehensive guide, we will delve into 100 essential left hand guitar chords that will empower you to enhance your playing skills and expand your musical horizons.



100 Left Hand Guitar Chords: For Beginners &

Improvers by Pauric Mather

★★★★☆ 4.2 out of 5

Language : English

File size : 19343 KB

Screen Reader: Supported

Print length : 615 pages

Lending : Enabled



Navigating the Fretboard as a Lefty

Before we dive into the chords themselves, it's important to establish a solid understanding of how to approach the guitar as a left-handed player. The most crucial aspect is re-stringing your guitar in a "lefty" manner, ensuring that the bass strings (low E, A, and D) are located on the bottom while the treble strings (high E, B, and G) are on top. This configuration aligns with the natural hand movements of a left-handed individual.

Major Chords: The Foundation of Harmony

Major chords are fundamental building blocks in music, providing a bright and uplifting sound. These chords are formed by combining the root note, the major third (four frets above the root), and the perfect fifth (seven frets above the root). Here are some essential major chords for left-hand guitarists:

- C Major (032010) - G Major (320003) - D Major (xx0232) - A Major (x02220) - E Major (022100)

Minor Chords: Expressing Emotion

Minor chords evoke a sense of depth and melancholy in music. They are formed by lowering the third of a major chord by one fret, resulting in a more somber and introspective sound. Here are some important minor chords for left-hand guitarists:

- Am (x02210) - Em (022000) - Dm (xx0231) - Gm (320003) - Bm (x24432)

7th Chords: Expanding Your Harmonic Vocabulary

7th chords add depth and sophistication to your guitar playing. They are formed by adding a seventh note to a major or minor chord, typically a minor seventh (ten frets above the root). Here are some essential 7th chords for left-hand guitarists:

- Cmaj7 (x32010) - G7 (320001) - D7 (xx0212) - A7 (x02020) - Em7 (022030)

Barre Chords: A Gateway to More Complex Chords

Barre chords are a technique that allows you to play chords spanning multiple strings using a single finger (typically your index finger) as a "bar" across the fretboard. While they require some practice, barre chords open up a vast array of possibilities. Here are some basic barre chords for left-hand guitarists:

- F Major (133211) - Bb Major (x13331) - Eb Major (x68886) - Ab Major (x46654) - Db Major (x45454)

Inverted Chords: Adding Variety to Your Playing

Inverted chords are variations of standard chords where a different note, other than the root, is played in the bass. This technique adds diversity and

interest to your chord progressions. Here are some common left-hand guitar chord inversions:

- C Major 6 (032210) - G Major 7 (3x0002) - D Minor 9 (xx0230) - A Minor 11 (x02010) - E Major 13 (022130)

Chord Progressions: Building Your Songwriting Skills

Chord progressions are sequences of chords that form the harmonic foundation of a song. Understanding how to connect chords effectively is crucial for composing your own music. Here are some beginner-friendly left-hand guitar chord progressions:

- C Major - G Major - Am - F Major (I - V - vi - IV) - G Major - C Major - D Major - Em (I - V - IV - vi) - Am - G Major - F Major - E Major (vi - V - IV - III) - Dm - G Major - C Major - F Major (ii - V - I - IV) - Em - Am - Dm - G Major (vi - iii - ii - V)

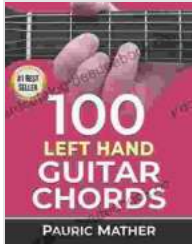
Tips for Learning Left Hand Guitar Chords

To make the learning process more effective, employ these helpful tips:

- Use a metronome to improve your timing and accuracy. - Practice regularly, even for short periods. - Break down complex chords into smaller sections. - Use open strings whenever possible to make the chords easier to finger. - Don't get discouraged; chord mastery takes time and patience.

Embracing your left-handedness as a guitarist opens a world of musical possibilities. With dedication and the right resources, you can master the 100 left hand guitar chords outlined in this guide, empowering you to create captivating melodies and harmonies. Remember, practice is key, and don't

hesitate to seek guidance from experienced musicians or online tutorials. The journey of musical exploration awaits, so grab your guitar and let the chords flow.



100 Left Hand Guitar Chords: For Beginners & Improvers by Pauric Mather

★★★★☆ 4.2 out of 5


Language : English

File size : 19343 KB

Screen Reader: Supported

Print length : 615 pages

Lending : Enabled



Introduction to Transportation Planning: Routledge Library Editions

About the Book Transportation planning is the process of developing and implementing strategies to improve the movement of people and goods.

It is a...



Zombie Road VII: Tragedies in Time

The Zombie Road series has been thrilling and horrifying gamers for years, and the latest installment, *Zombie Road VII: Tragedies in Time*, is no...